

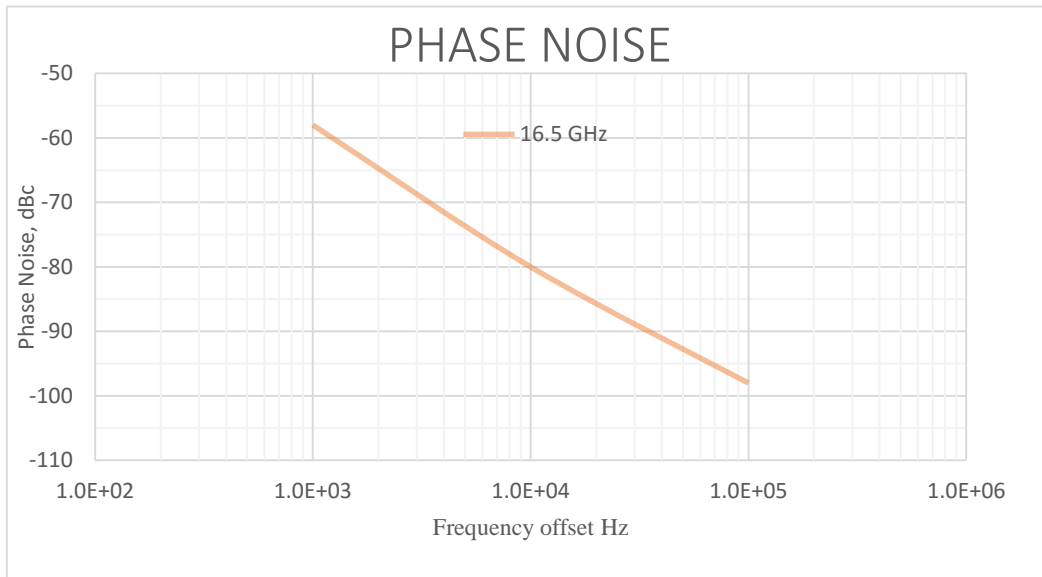


DIELECTRIC RESONATOR OSCILLATORS		PmT DRO-Surface Mount Series	
FEATURES: <ul style="list-style-type: none"> ■ Customer Specified Frequency ■ Packaged MESFET or BJT devices ■ Low Phase Noise ■ Low Microphonics ■ High Vibration Operation ■ SMT Fabrication ■ Internal Voltage Regulation 			
Electrical Specifications:			
Surface Mount DRO			
Parameters		Specifications	
Model	SM Series	SM Series	SM Series
Frequency Range	6 to 24 GHz	6 to 24 GHz	6 to 24 GHz
Tuning	Mechanical	Electrical	
Tuning Range, Min.	±10 MHz	±5 MHz	
Power Output, Min.	13 dBm	13 dBm	
Power Output, Max	3 dB	3 dB	
Frequency Accuracy, Max.	0.1%	0.1%	
Operating Temperature	-50 to +100 °C	-50 to +100 °C	
Storage Temperature	-55 to +125 °C	-55 to +125 °C	
Temperature Stability, Max.	±0.05%	±0.05%	
Harmonics, Below Carrier, Max.	-20 dBc	-20 dBc	
Spurious Output Below Carrier, Max.	-60 dBc	-60 dBc	
Phase Noise ¹			
10 KHz offset	-80 dBc/Hz	-80 dBc/Hz	
100 KHz offset	-95 dBc/Hz	-95 dBc/Hz	
Input Voltage	+5±0.5 VDC	+5±0.5 VDC	
Input Current, Max.	75 mA	75 mA	
Connector	SMA Female standard	SMA Female standard	
Weight, Max.	3.0 oz.	3.0 oz.	
Size	See Outline	See Outline	
Order Information	PmT-DRO-SM Series- Frequency (GHz)	PmT-DRO-SM Series- Frequency (GHz)	

¹See Phase Noise Plots



Typical Phase Noise Plot:



Package Outline:

